

NICA PROJECT AT JINR

V. Kekelidze, R. Lednicky, V. Matveev, I. Meshkov*,
A. Sorin, G. Trubnikov, JINR, Russia

Abstract

The project of Nuclotron-based Ion Collider fAcility NICA/MPD (MultiPurpose Detector) under development at JINR (Dubna) is presented. The general goals of the project are providing of colliding beams for experimental studies of both hot and dense strongly interacting baryonic matter and spin physics (in collisions of polarized protons and deuterons). The first program requires providing of heavy ion collisions in the energy range of $\sqrt{s_{NN}} = 4\div 11$ GeV at average luminosity of $L = 1\cdot 10^{27}$ cm⁻²·s⁻¹ for ¹⁹⁷Au⁷⁹⁺ nuclei. The polarized beams mode is proposed to be used in energy range of $\sqrt{s_{NN}} = 12\div 27$ GeV (protons at luminosity of $L \geq 1\cdot 10^{30}$ cm⁻²·s⁻¹). The key issue of the Project is application of cooling methods – stochastic and electron ones. The report contains description of the facility scheme and characteristics in heavy ion operation mode, status and plans of the project development.

NUCLOTRON-M & NICA PROJECT

The Nuclotron-based Ion Collider fAcility (NICA) [1] is a new accelerator complex (Fig. 1) being constructed at JINR. It is aimed to provide collider experiments with:

- heavy ions ¹⁹⁷Au⁷⁹⁺ at $\sqrt{s_{NN}} = 4\div 11$ GeV (1÷4.5 GeV/u ion kinetic energy) at average luminosity of $1\cdot 10^{27}$ cm⁻²·s⁻¹ (at $\sqrt{s_{NN}} = 9$ GeV);
- light-heavy ions colliding beams of the same energy range and luminosity;
- polarized beams of protons $\sqrt{s} = 12\div 27$ GeV (5÷12.6 GeV kinetic energy) and deuterons $\sqrt{s_{NN}} = 4\div 13.8$ GeV (2÷5.9 GeV/u ion kinetic energy) at average luminosity $\geq 1\cdot 10^{30}$ cm⁻²·s⁻¹.

The proposed facility consists of the following elements (Fig. 1):

- “Old” injector (pos. 1): set of light ion sources including source of polarized protons and deuterons and Alvarez-type linac LU-20*);
- “New” injector (pos. 2, under construction): ESIS-type ion source that provides ¹⁹⁷Au³²⁺ ions of the intensity of $2\cdot 10^9$ ions per pulse of about 7 μs duration at repetition rate up to 50 Hz and linear accelerator consisting of RFQ and RFQ Drift Tube Linac (RFQ DTL) sections. The linac accelerates the ions at $A/q \leq 8$ up to the energy of 6 MeV/u at efficiency not less than 80 %.

- *Booster-synchrotron* housed inside Synchrophasotron yoke (pos. 3). The Booster (pos. 4) has superconducting (SC) magnetic system that provides maximum magnetic rigidity of 25 T·m at the ring circumference of 215 m. It is equipped with electron cooling system that allows to provide cooling of the ion beam in the energy range from injection energy up to 100 MeV/u. The maximum energy of ¹⁹⁷Au³²⁺ ions accelerated in the Booster is of 600 MeV/u. Stripping foil placed in the transfer line from the Booster to the Nuclotron allows to provide the stripping efficiency at the maximum Booster energy not less than 80 %.

- *Nuclotron* – SC proton synchrotron (pos. 5) has maximum magnetic rigidity of 45 T·m and the circumference of 251.52 m provides the acceleration of completely stripped ¹⁹⁷Au⁷⁹⁺ ions up to the experiment energy in energy range of 1÷4.5 GeV/u and protons up to maximum energy of 12.6 GeV.

- *Transfer line* (pos. 6) transports the particles from Nuclotron to Collider rings.

- *Two SC collider rings* (pos. 8) of racetrack shape have maximum magnetic rigidity of 45 T·m and the circumference of about 400 m. The maximum field of SC dipole magnets is 1.8 T. For luminosity preservation an electron and stochastic cooling systems will be constructed.

- *Two detectors* – MultiPurpose Detector (MPD, pos. 9) and Spin Physics Detector (SPD, pos. 10) are located in opposite straight sections of the racetrack rings.

- *Two transfer lines* transport particle beams extracted from Booster (pos. 11) and Nuclotron (pos. 12) to the new research area, where fixed target experiments both basic and applied character will be placed.

The NICA parameters (Table below) allow us to reach the goals of the project formulated above.

One of NICA accelerators – Nuclotron is used presently for fixed target experiments on extracted beams (Fig. 1, pos. 7).

This program is planned to be developed further and will be complementary to that one to be performed at Collider in heavy ions beam mode operation. The program includes experimental studies on relativistic nuclear physics, spin physics in few body nuclear systems (with polarized deuterons) and physics of flavours. At the same time, the Nuclotron beams are used for research in radiobiology and applied research.

* Corresponding author: meshkov@jinr.ru

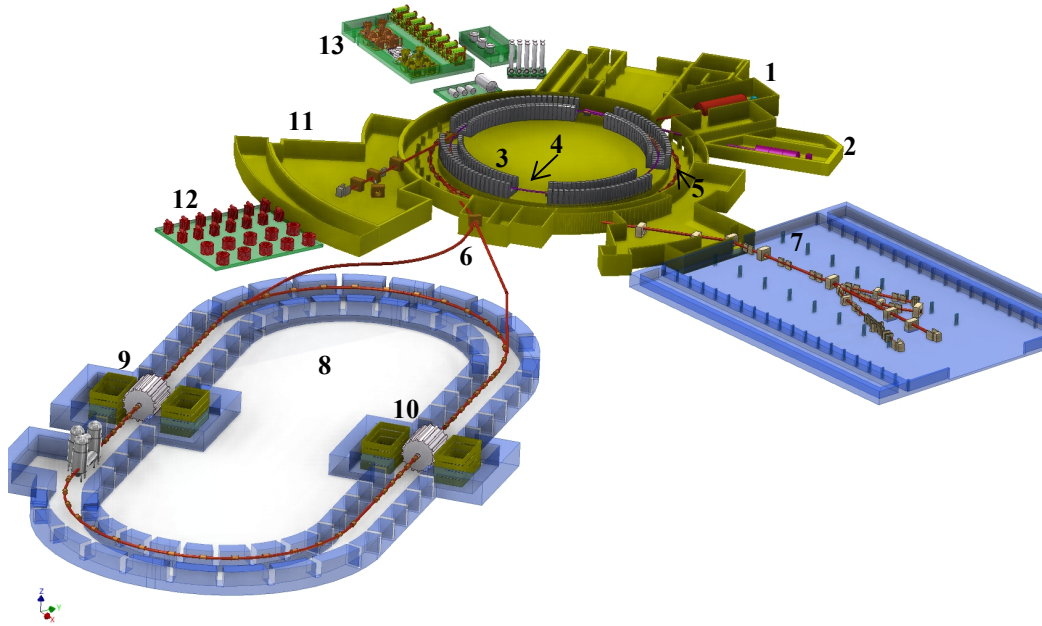


Figure 1: Scheme of NICA facility: 1 – light and polarized ion sources and “old” Alvarez-type linac; 2 – ESIS source and new RFQ linac; 3 – Synchrotron yoke; 4 – Booster; 5 – Nuclotron; 6 – beam transfer lines; 7 – Nuclotron beam lines and fixed target experiments; 8 – Collider; 9 – MPD; 10 – SPD; 11 – new research area, 12 – cryogenic plant, 13 – auxiliary equipment

Table of parameters of NICA accelerators

Acceleration	Booster project	Nuclotron		Collider project
		Project	Status (April 2011)	
1. Circumference, m	212.2	251.5		503.0
2. Max. magn. field, T	2.0	2.0	2.0	1.8
3. Magn. rigidity, T·m	25.0	45	39.5	45
4. Cycle duration, s	4.0	4.02	5.0	≥ 2000
5. B-field ramp, T/s	1.0	1.0	1.0	< 0.1
6. Accelerated/stored particles	$p \div {}^{197}\text{Au}^{79+}, p\uparrow, d\uparrow$	$p\text{-Xe}, d\uparrow$		$p \div {}^{197}\text{Au}^{79+}, p\uparrow, d\uparrow$
Maximum energy, GeV/u				
Protons	–	12.6	–	12.6
Deuterons	–	5.87	5.1	5.87
Ions, GeV/u	${}^{197}\text{Au}^{32+}$ 0.4	${}^{197}\text{Au}^{79}$ 4.5	${}^{54}\text{Xe}^{24+}$ 1.0	${}^{197}\text{Au}^{79}$ 4.5
Intensity, ion number per cycle (bunch)				
protons	$1 \cdot 10^{11}$	$1 \cdot 10^{11}$	$1 \cdot 10^{11}$	$1 \cdot 10^{11}$
deuterons	$1 \cdot 10^{10}$	$1 \cdot 10^{10}$	$1 \cdot 10^{10}$	$1 \cdot 10^{10}$
${}^{197}\text{Au}^{79}$	$2 \cdot 10^9$	$2 \cdot 10^9$	$1 \cdot 10^6$ (${}^{54}\text{Xe}^{24+}$)	$1 \cdot 10^9$

COLLIDER LUMINOSITY AND COOLING ISSUES

The collider design has to provide the project luminosity and its maintenance during a long time necessary for an experiment performance. That requires, correspondingly:

- 1) formation of ion beams of high intensity and sufficiently low emittance,
- 2) ion beam life time.

Beam intensity is limited, in principle, by beam space charge effects, which can be estimated by so called “tune shift criteria”. *The first one*, and most strong of them usually, is so called betatron oscillation tune shift (or “*The Laslett tune shift*”):

$$\Delta Q = \frac{Z^2}{A} \cdot \frac{r_p N_i}{\beta^2 \gamma^3 4\pi \varepsilon_{geom}} \cdot k_{bunch}, \quad k_{bunch} = \frac{C_{Ring}}{\sqrt{2\pi} \cdot \sigma_s}. \quad (1)$$

Here Ze and A are ion charge and mass number, r_p is proton classic radius, N_i is ion number per bunch in the bunched ion beam, β , γ are the ion Lorentz factors, k_{bunch} is bunch factor, C_{Ring} is the Collider ring circumference, σ_s is bunch length (σ -value for Gaussian beam), ε_{geom} is the ion bunch “geometrical” transverse emittance (do distinguish with “normalized” one ε_{norm} used below). *The second criterion* is so called *beam-beam parameter* that describes ion betatron tune shift related to scattering of ion on the electromagnetic field of encountering ion bunch:

$$\xi = \frac{Z^2}{A} \cdot \frac{r_p N_i (1 + \beta^2)}{4\pi \beta^2 \gamma \varepsilon_{geom}} \quad (2)$$

For practical estimates one can use the numerical criterion for beam stability as follows:

$$\Delta Q_{total} \equiv \Delta Q + n_\xi \xi \leq 0.05. \quad (3)$$

n_ξ is number of interaction points.

One of instabilities and major problems of the NICA collider is suppression of intrabeam scattering (IBS) in intense ion bunches. The last one defines mainly the beam life time. For this purpose we have proposed to use both electron cooling [2] and stochastic cooling [3] methods. In the first case we assume achievement of equilibrium between cooling and space charge forces when space charge tune shift ΔQ_{total} reaches a resonant value (e. g., 0.05). We call it *space charge dominated regime* (SCD regime). Then using Formulae (1), (2) and well known expression for luminosity of round colliding beams one can derive simple relations between parameters:

$$L \propto \Delta Q_{total}^2 \cdot \varepsilon_{geom} \cdot f_L(E_{ion}) \cdot f_{HG}, \quad (4)$$

$$N_i \propto \Delta Q_{total} \cdot \varepsilon_{geom} \cdot f_N(E_{ion}),$$

where E_i is ion energy, f_L , f_n are the functions describing energy dependence of parameters, f_{HG} is hour-glass effect function. We see that maximum luminosity is achieved if beam emittance ε_{geom} has maximum, i. e. coincides with the ring acceptance. At some circumstances the luminosity can be limited by “not the beam reasons” (e. q., detector performance). Then one can optimise the SCD regime decreasing equilibrium emittance and N_i (Fig. 2). Such an optimisation can be done with variation of N_i number. In the case of limited luminosity one can also avoid SCD regime decreasing ion number and allowing, by weakening cooling force, the beam emittance keeping ΔQ_{total} below resonant value. We call it *IBS Dominated regime* (IBS DR) when equilibrium state is provided with equality IBS and cooling rates:

$$R_{IBS} = R_{cool}. \quad (5)$$

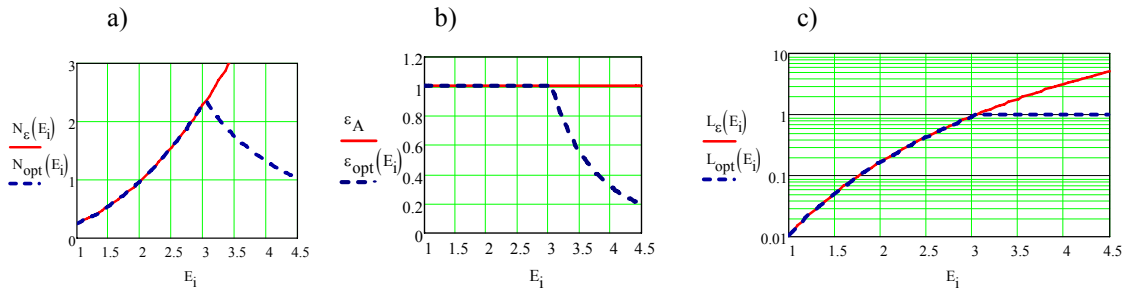


Figure 2: Space charge dominated regime; ion number per bunch (a), beam emittance (b) and luminosity (c) versus ion energy in two cases: full acceptance if filled with ions (red solid curves) and luminosity is limited (blue dash curve); the ring acceptance = 40π -mm-mrad, parameter units: $[N_i] = 10^9$, $[\varepsilon] = \pi$ -mm-mrad, $[L] = 10^{27} \text{ cm}^{-2} \cdot \text{s}^{-1}$.

Then, at fixed luminosity, similar by to Formulae (4) one can write

$$L = \text{const}, \quad N_i \propto \sqrt{L \cdot \varepsilon_{geom}} \cdot \varphi_L(E_i),$$

$$\Delta Q_{total} \propto \sqrt{\frac{L}{\varepsilon_{geom}}} \cdot \psi_L(E_i) < \Delta Q_{max}. \quad (6)$$

As we see, minimum ΔQ_{total} corresponds to maximum emittance, i.e. full acceptance filling with ions. Simultaneously, it gives us maximum τ_{IBS} at relatively increased ion number (Fig. 3). One should mention that at IBS DR ion number dependence of energy is rather weak – proportional to $(N_{ion}/C)^{-1/2}$.

For NICA parameters, as it follows from Fig. 3, IBS DR regime can be used at $E_i > 3$ GeV/u where $\Delta Q < 0.05$. At the same energy range we plan to use stochastic cooling. At lower energy electron cooling application is preferable (if not to say more realizable) [3, 2]. However, then another problem appears: ion recombination with cooling electrons. This effect can be significantly diminished by increase of cooling electrons temperature [4].

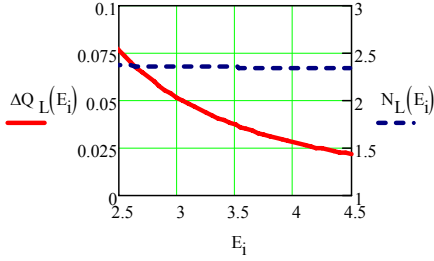


Figure 3: IBS dominated regime; beam tune shift ΔQ_{total} (red solid curve) and ion number per bunch N_i (blue dash

curve) at constant luminosity $L = 1 \cdot 10^{27} \text{ cm}^{-2} \cdot \text{s}^{-1}$ and beam emittance of $1.0 \pi \cdot \text{mm} \cdot \text{mrad}$; $[N_i] = 10^9$.

The described approach (SC and IBS dominated regimes) can be developed even further. One can, for instance, increase luminosity in low energy range (below 3 GeV/u) by enlarging minimum beta-functions in IP area. That will be followed by decrease of beta-functions in the lenses of final focus and lead correspondingly to increase of the ring acceptance. Those steps are planned for future development.

CONCLUSION

The status main characteristics of NICA project and principle problems related to the NICA collider creation are considered in this report. The NICA project as a whole has passed the phase of concept formulation and is presently under development of the working project, manufacturing and construction of the prototypes.

The project realization plan foresees a staged construction and commissioning of the accelerators that form the facility. The main goal is beginning of the facility commissioning in 2017.

REFERENCES

- [1] Search for a QCD Mixed Phase at the Nuclotron-based Ion Collider Facility (NICA White Paper), http://theor.jinr.ru/twiki/pub/NICA/WebHome/WhitePaper_5.03.pdf.
- [2] S. Yakovenko, E. Ahmanova, A. Kobets et al., Cooler for Collider NICA, Proc. of COOL'2011, TUPS13.
- [3] G. Trubnikov, Application of Cooling Methods in the NICA Project, Proc. of COOL'2011, MOIO07.
- [4] A. Philippov, A. Kuznetsov, I. Meshkov, Radioactive Recombination of Bare Nuclei and Ions in Electron Cooling System, Proc. of COOL'2011, THCOB01.