

# OPTIMIZATION OF THE PARAMETERS IN THE RHIC SINGLE CRYSTAL HEAVY ION COLLIMATION

V.M. Biryukov, Y.A. Chesnokov, V.I. Kotov, IHEP, Protvino, Russia  
D. Trbojevic, A. Stevens, BNL, Upton, NY

## Abstract

In the framework of the project to design and test a collimation system prototype using bent channeling crystal for cleaning of the RHIC heavy ion beam halo, we have studied the optimal length and bending angle of a silicon (110) single crystal proposed to be a primary element situated upstream of the traditional heavy amorphous collimator. Besides the matters of the channeling and collimation efficiency, we also looked into the impact the crystal may have on the non-channeled particles that go on circulating in the ring, so as to reduce the momentum offset of the particles scattered of the crystal.

## 1 INTRODUCTION

The project of a collimation system using bent channeling crystal for cleaning of the RHIC heavy ion beam halo has been described in some detail in Ref.[1] where we refer for the basic ideas and results, and more technical information. In order to optimize the crystal collimation scheme for RHIC, we have studied the influence of the silicon (110) single crystal parameters (length, bending angle, curvature gradient) on the efficiency of bending of the beam of fully ionized Au ions. The beam distribution at the entrance of the crystal was presented by the sample of 19258 fully stripped gold ions generated as described in our previous article [1].

We have also postulated that at the entrance to the crystal all the particles have the same momenta, corresponding to the Lorentz factor of 108.40, in order to evaluate then the momentum distribution in the beam downstream of the crystal.

In our first study [1] the crystal length of 10 mm and the bending angle of 1 mrad were used, as it was a practical choice corresponding to the state of art on that date. It was concluded that the bending angle can be reduced substantially. In the mean time, the IHEP Protvino experimental practice has shown that shorter crystals of high quality can be produced and they behave in perfect agreement with theory [2].

## 2 TRACKING IN CRYSTAL

With the above said arrangements, we have performed tracking of the 19258 particles through various crystals by means of CATCH code [3]. Typical distribution of the particles downstream of the crystal consists of a sharp peak

of the particles channeled through the full crystal length and bent the full angle, some particles unbent but scattered of the crystal, few particles bent partial angle between the bent and unbent peaks, and few particles nuclear interacted in the crystal. Fig. 1 represents gold ion distribution in the horizontal phase space at the downstream edge of the crystal.

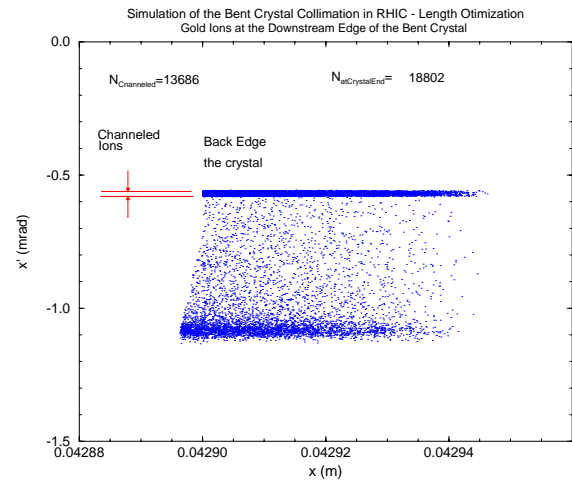


Figure 1: Gold ion distribution in the horizontal phase space at the downstream edge of the 5-mm long crystal.

Having studied such distributions for the crystals with different length but the same bending angle of 0.5 mrad, we plot in Fig. 2 how many particles were bent at least 0.1 mrad (this includes the particles channeled part of the crystal length as they are steered through the angles that might be sufficient for interception by the downstream collimator). One can see that, from standpoint of physics alone, one can reduce the crystal length to nearly 2 mm without seriously affecting the efficiency of bending of the above-defined sample of particles.

Further we studied how the efficiency of the 5-mm long crystal would depend on the bending angle in the range of about 0.2-1.0 mrad. There was hardly any dependence up to at least 1 mrad, so this gives us the freedom to adjust the bending angle to what seems appropriate for collimation purpose in RHIC.

One objective on the agenda was to find if we could benefit in the efficiency from a variable curvature of the crystal (in the above simulations the curvature was constant). The motive is that, whereas in the extraction mode one has to deliver the bent beam to a single direction, in the collimation mode it is sufficient to deliver the bent beam to a range of directions, say from 0.3 to 1.0 mrad in our case, as the particles are absorbed anyway (it might be even useful

\* Work performed under the auspices of the U.S. Department of Energy.

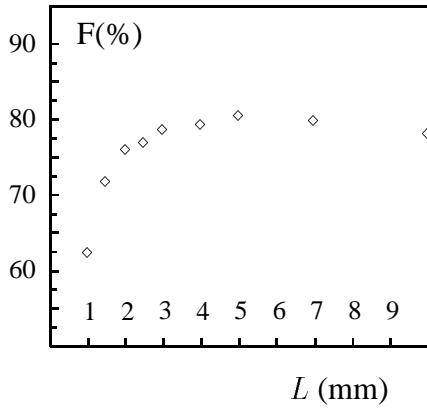


Figure 2: Single-pass bending efficiency vs crystal length; for 0.5 mrad bending angle.

to spread the irradiation load over the collimator). In the simulation we have tried variable curvature of the 5-mm crystal, with the curvature peak being factor of 2, 4, 8, and 16 of the average. However, the fraction of the particles bent at the angles greater than 0.1 mrad has not changed significantly as compared to the above studies, so we don't mention this option further on.

Table 1 summarizes comparative characteristics of the beam interaction with two crystals, 5 mm long and 10 mm long. The total number of the gold ions incident on the crystals was  $N_{particles}$ . The number of particles which interacted with the crystal nuclei was  $N_{Lostparticles}$ . The  $N_{channeled}$  represents the number of particles channeled through the full length of the crystal and hence bent the full angle, and  $E_{ff}$  is their fraction to the total.

Table 1: The results of beam interaction with two Si(110) crystals.

| Crystal-1 cm | Crystal 0.5 cm |
|--------------|----------------|
| 19258        | 19258          |
| 962          | 456            |
| 12532        | 13686          |
| 17289        | 18628          |
| 467          | 174            |
| 65.1%        | 71.1%          |

The momentum distribution has substantially improved with shorter crystals as compared to the earlier study [1]. The  $N_{inbucket}$  and  $N_{outoffbucket}$  in Table 1 show the corresponding number of the particles from the momentum distribution downstream of the crystal. Figure. 3 shows phase space of the gold ions at the end of the 5-mm long crystal, where on the x coordinate is shown as  $dp/p$  dependence. Taking into account also the practical considerations and experience obtained with crystals at IHEP Protvino, we can conclude that 5-mm long crystal seems well suited for the job of Au beam bending at the angle of the order of 0.5 mrad in a single passage. Several crystals of this size have

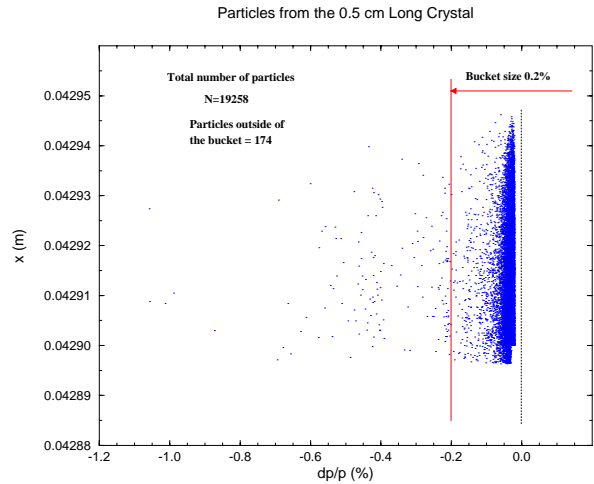


Figure 3: Phase space of the gold ions at the end of the 5-mm long crystal.

been already produced and tested at Protvino [2].

One option for the future simulation studies may sound interesting. Fig. 2 shows that from physics considerations we can reduce the crystal length to order of 1-2 mm, if it appears convenient technically. Such crystal would make a rather little disturbance to the circulating beam, thus allowing potentially many passages of the circulating particles through the bent crystal and enhancing the overall efficiency of bending. To benefit from this mode, such a crystal should have also a sufficient transversal size (possibly greater than the longitudinal size). Studies on feasibility of such crystal deflectors are in progress.

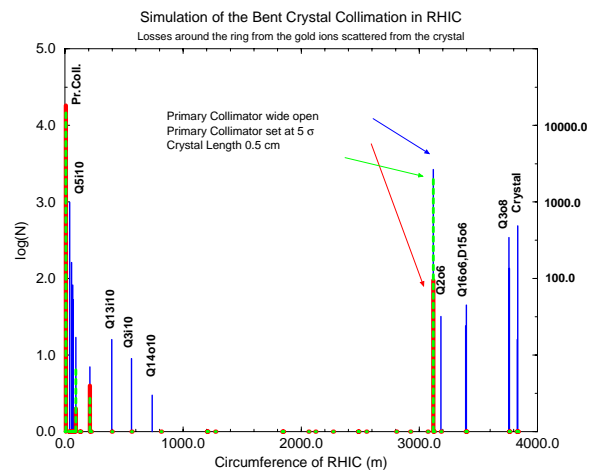


Figure 4: Losses around the RHIC rings

### 3 COLLIMATION SIMULATION IN RHIC

The gold ions tracked through the crystal have been transported through the RHIC ring using the tracking program

TEAPOT [4], with accelerator setting as described in Ref. [1]. Fig. 4 shows the losses around the RHIC rings from the particles scattered of the primary and secondary collimators and the losses from the particles deflected by the crystal. Two extreme cases are presented when the primary collimator downstream of the crystal is wide open and when it is set at  $5\sigma_x$ , the same horizontal distance as a front edge of the crystal.

## 4 CONCLUSIONS

An improvement in the momentum distribution of the ions passed through the crystal and a reduction of lost particles around the ring have been achieved by optimizing the crystal length. Another result is the freedom we have in choosing the angle of bending, which can be left about 0.5 mrad, or be chosen from consideration of collimation physics, or be just varied in the course of experimentation at RHIC.

## 5 REFERENCES

- [1] D. Trbojevic et al., in EPAC Proceedings (Stockholm, 1998) and references therein
- [2] A.G.Afonin et al., Phys. Lett. **B 435** (1998), 240
- [3] Valery Biryukov, "Crystal Channeling Simulation - CATCH 1.4 User's Guide", SL/Note 93-74(AP), CERN, 1993.
- [4] L.Schachinger and R.Talman, "A Thin Element Accelerator Program for Optics and Tracking", SSC Central Design Group, Internal Report SSC-52 (1985).